

# Dental Information

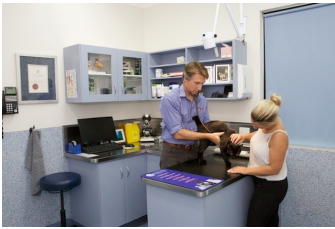


Your Veterinarian has recommended a dental procedure.

Dental disease is a major problem for many dogs and cats and will seriously affect your pets health if left unchecked. Dental procedures can range from a simple scale and polish to extensive extractions depending on the condition of your pets teeth.

While dental procedures are routine, any procedure involving anaesthetic carries an amount of risk to the patient. It is important that you understand the level of safety and care that is necessary in order to provide your pet with the safest possible outcome.

Please phone **5493 2655** to make an appointment.



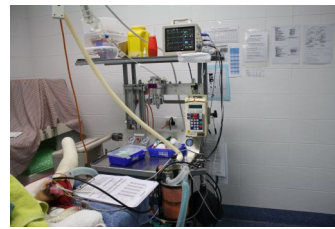
On arrival, your pet will receive a thorough examination to check their general health prior to the procedure. This includes listening to your pet's heart, taking their temperature and documenting their respiration and pulse rates. We can answer any questions you may have at this time.



Your pet's intravenous anaesthetic agent is administered via an indwelling cannula and induces anaesthesia within seconds. Your pet is then intubated to maintain a visible airway and to administer the gaseous anaesthetic agent to maintain unconsciousness.



A pre-anaesthetic blood test is ideally performed to provide us with critical information about the function of your pet's organ systems. Generally this cannot be detected by a physical exam. A healthy organ system is essential for metabolising anaesthetic—an unhealthy system can be worsened by anaesthetic (compulsory for pets 8 years and over).



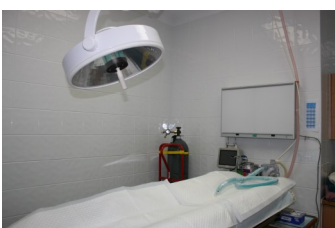
Gas anaesthetic is used to ensure a smoother and faster recovery. The endotracheal tube protects your pets airways from water, debris and polishing agents while we scale and polish their teeth.



When your veterinarian is happy with the condition of your pet, your pet will receive a sedative by injection. This will ensure your pet is comfortable and not stressed. It also minimises the amount of anaesthetic we have to use which means a faster recovery.



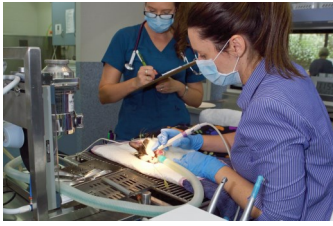
Once safely under anaesthetic, the Veterinarian will take dental radiographs to detect problems below the gum line. This is very important as 70% of the tooth sits below the gum line.



The dedicated dental suite is thoroughly cleaned everyday and each dental kit is sterilised before use to prevent cross infecting your pet and other patients.



Your pet's teeth are then scaled (cleaned) with an ultrasonic scaler to remove any calculus above and below the gumline. Once the teeth are clean, all teeth are probed and assessed for mobility and a dental chart completed. Your Veterinarian will call you at this stage to discuss if teeth extractions are required.



After extractions are complete the tooth sockets are sutured and the teeth are polished so the enamel surface is smooth making it harder for bacteria to attach and re-create calculus.




In recovery, pets have their own bed with a warm blanket and heating pad to keep them warm. Like you and I, it is vital to be kept warm during and after an anaesthetic. Your pet's surgical nurse will monitor their temperature during recovery.



During your pet's procedure, our qualified veterinary nurse remains with your pet in the theatre and records vital signs every 5 minutes. Although we have the highest level of monitoring equipment, we also manually record your pet's vital signs, again increasing safety.



The instruments are then cleaned, re-packed and sterilised using an autoclave. Our autoclave reaches extreme temperatures to ensure sterility. Sterilisation takes approximately 30 minutes per kit.



Your surgical nurse will wait with your pet until they are alert and their tube can be removed. When safe, your pet will then be transferred into a recovery bed where they will be closely monitored until fully awake.



Our staff will telephone you 24 hours after your pet's procedure to ensure they are recovering well and are comfortable. We then invite you to bring your pet in for a complimentary post operative check up 3 days later.



Your surgical nurse will contact you when your pet is out of theatre to give you an update on how quickly they are waking up and confirm the time to take your pet home. Discharge times are normally between 3:00pm - 4:30pm. Pets can stay overnight for a small fee.

## Dental prices for quality surgery at Nicklin Way Veterinary Surgery

Please book in for a dental examination, so our team can assess your pet's overall health and their dental condition. We can determine if it is safe to perform an anaesthetic and supply you with an estimate for dental procedures.

Please call us on **5493 2655** for information.

Please note that a Pre-Anaesthetic blood test is compulsory for all pets over 8 years of age. In older age, organs are more likely to start to deteriorate and in some cases, as with the kidneys, your pet can lose up to 70% of function before showing clinical signs. It is for the safety of your pet that this test be compulsory. For pets under 8, this test is optional, however we strongly recommend it.

Please don't hesitate to contact us if you have any further questions. We look forward to hearing from you soon.